



**FRANKLIN TEMPLETON  
INVESTMENTS**

# TEMPLETON GLOBAL FUND

A SUB-FUND OF FRANKLIN TEMPLETON INVESTMENT FUNDS

30 September 2011

## INVESTMENT OBJECTIVE

The Fund aims to achieve long-term capital appreciation by investing in equity and debt obligations of companies and governments of any nation throughout the world, including emerging markets. The Fund invests principally in common stocks.

## FUND MANAGER

Heather Arnold

## FUND DATA

**Fund Inception Date:** 28 Feb 1991  
**A(acc)USD:** 14 May 2001  
**A(Ydis)USD:** 28 Feb 1991  
**B(acc)USD:** 1 Jul 1999  
**Base Currency of Fund:** USD  
**Fund size:** USD 848 million  
**Net Asset Value as of:** 30 Sep 2011  
**A(acc)USD:** USD 23.04  
**A(Ydis)USD:** USD 21.20  
**B(acc)USD:** USD 14.42  
**High/Low NAV:** A(Ydis)USD  
**1 Year High:** USD 28.63 29 Apr 2011  
**1 Year Low:** USD 20.39 21 Sep 2011

## FEES

	INITIAL SALES CHARGE	SERVICING CHARGE
A shares	Up to 5.00%	N/A
B shares	N/A	Up to 1.06%
	MANAGEMENT FEE	MAINTENANCE CHARGE
A shares	1.00%	Up to 0.50%
B shares	1.00%	Up to 0.75%

## FUND RATINGS

Morningstar™ Overall Rating:<sup>2</sup> ★★★★★

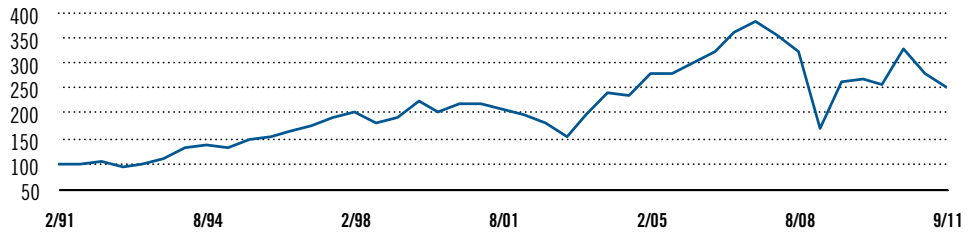
S&P Fund Management Rating:<sup>3</sup> A

## CODES

	ISIN	BLOOMBERG
A(acc)USD	LU0128525929	TEMGGAALX
A(Ydis)USD	LU0029864427	TEMGGRILX
B(acc)USD	LU0098868002	TEMGBBILX

- The Fund may invest in emerging market securities which are exposed to higher risk of economic, political and regulatory changes that may pose additional risk to the Fund.
- The Fund's value may be affected by exchange control regulations and changes in exchange rates.
- This investment involves risks which may result in loss of part or entire amount of your investment.
- Before you decide to invest, you should make sure the intermediary has explained to you that the fund is suitable to you.
- Investors should not only base on this marketing material alone to make investment decisions.

## TOTAL PERFORMANCE SINCE LAUNCH - A(YDIS)USD



## CUMULATIVE PERFORMANCE % (DIVIDENDS RE-INVESTED)

	YTD	3-MO	1-YR	3-YR	5-YR	10-YR	SINCE LAUNCH
A(Ydis)USD	-15.36	-22.19	-10.94	-10.44	-23.93	35.25	153.29
MSCI All Country World Index	-13.20	-17.33	-5.54	3.45	-5.23	62.34	242.87

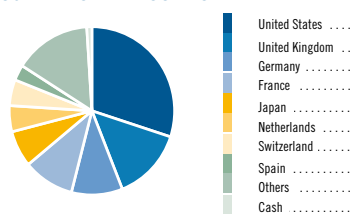
## CALENDAR YEAR PERFORMANCE % FOR A(YDIS)USD (DIVIDENDS RE-INVESTED)

2010	2009	2008	2007	2006
5.73	30.70	-45.67	9.16	26.08

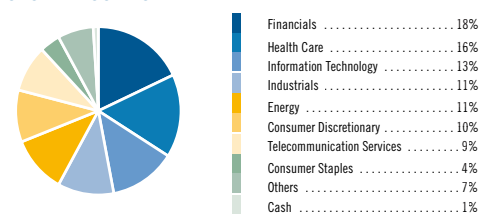
## PORTFOLIO COMPOSITION (% OF TOTAL)<sup>1</sup>

EQUITY	FIXED INCOME	CASH	3-YR ANNUALIZED STANDARD DEVIATION	AVG. DURATION	WEIGHTED AVERAGE P/E RATIO
98.95%	0.00%	1.05%	26.37	N/A	10.39

## GEOGRAPHICAL ALLOCATION<sup>1</sup>



## SECTOR ALLOCATION<sup>1</sup>



Source: Franklin Templeton Investments and Standard and Poor's Investment Services, in Fund Currency, NAV to NAV, taking into account of reinvestments and capital gain or loss. Performance information is based on A(Ydis)USD Shares only.

## TOP 5 HOLDINGS (30 SEPTEMBER 2011)

HOLDINGS	COUNTRY	INDUSTRY	%
ROCHE HOLDING AG	Switzerland	Pharmaceuticals, Biotechnology & Life Sciences	2.05
ING GROEP NV	Netherlands	Diversified Financials	1.98
CISCO SYSTEMS INC	United States	Technology Hardware & Equipment	1.96
TOYOTA MOTOR CORP	Japan	Automobiles & Components	1.83
MICROSOFT CORP	United States	Software & Services	1.80

FOR MORE INFORMATION, PLEASE VISIT US AT: [www.franklintempleton.com.hk](http://www.franklintempleton.com.hk)

1. Due to rounding, the sum of portfolio may not equal 100%. 2. Source: © 2011 Morningstar, Inc. All rights reserved. The information contained herein: (1) is proprietary to Morningstar; (2) may not be copied or distributed; and (3) is not warranted to be accurate, complete or timely. Neither Morningstar nor its content providers are responsible for any damages or losses arising from any use of this information. 3. Copyright © 2011 Standard & Poor's, a division of The McGraw-Hill Companies, Inc. Standard & Poor's including its subsidiary corporations ("S&P") is a division of The McGraw-Hill Companies, Inc.

Copyright © 2011. Franklin Templeton Investments. All rights reserved. Franklin Templeton Investments (Asia) Limited is the issuer of this report. This report is neither an offer nor solicitation to purchase shares of the fund; applications for shares may only be made on forms of application available with the Explanatory Memorandum/Prospectus. Investments are subject to investment risks, fund value may go up as well as down and past performance is not indicative of future performance. The investment returns are denominated in fund currency. Investors investing in funds denominated in non-local currency should be aware of the risk of exchange rate fluctuations that may cause a loss of principal. Investors should read carefully the Explanatory Memorandum/Prospectus (including the section "Risk Considerations") for the relevant risks associated with the investment in the fund before investing.

Distribution of this report may be restricted in certain jurisdictions. This report does not constitute the distribution of any information or the making of any offer or solicitation by anyone in any jurisdiction in which such distribution or offer is not authorized or to any person to whom it is unlawful to distribute such a report or make such an offer or solicitation. This report has not been reviewed by the Securities and Futures Commission of Hong Kong.



FRANKLIN TEMPLETON  
INVESTMENTS  
富蘭克林鄧普頓投資

# 鄧普頓環球美元基金

富蘭克林鄧普頓投資基金子基金

截至 2011 年 9 月 30 日

## 投資目標

本基金透過投資於全球 (包括新興市場) 任何國家及公司所發行的股票及債券證券, 以達致長線資本增值的目標。本基金主要地投資於普通股。

## 基金經理

Heather Arnold

## 基金資料

基金成立日期: 1991 年 2 月 28 日  
A (累算) 美元: 2001 年 5 月 14 日  
A (每年派息) 美元: 1991 年 2 月 28 日  
B (累算) 美元: 1999 年 7 月 1 日

基金貨幣: 美元  
基金總資產: 美元 848 百萬

截至 30/09/2011 單位淨值

A (累算) 美元: 美元 23.04  
A (每年派息) 美元: 美元 21.20  
B (累算) 美元: 美元 14.42  
最高 / 最低價格: A (每年派息) 美元  
一年最高價格 美元 28.63 2011 年 4 月 29 日  
一年最低價格 美元 20.39 2011 年 9 月 21 日

## 費用

	首次認購費	服務費
A 股份	最高 5.00%	不適用
B 股份	不適用	最高 1.06%
	管理費	維持費
A 股份	1.00%	最高 0.50%
B 股份	1.00%	最高 0.75%

## 基金評級

晨星星號評級<sup>2</sup> ★★★★★

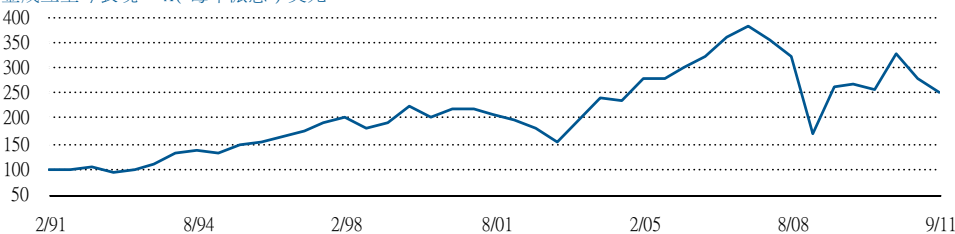
標準普爾基金評級<sup>3</sup> A

## 代號

	ISIN	BLOOMBERG
A (累算) 美元	LU0128525929	TEMGGAALX
A (每年派息) 美元	LU0029864427	TEMGGRILX
B (累算) 美元	LU0098868002	TEMGBILX

- 本基金可投資於新興市場的證券, 該等證券承受較高因經濟、政治及規管上的變動所帶來的風險, 這可對本基金構成額外的風險。
- 本基金價值可能受外匯管制規例及匯率變動影響。
- 投資此基金涉及風險, 您有機會損失部分或全部的投資。
- 決定投資前, 您應確保銷售中介人已向您解釋本基金適合您。
- 投資者不應單靠此宣傳資料而作出投資決定。

## 基金成立至今表現 - A (每年派息) 美元



## 累積表現 % (股息再投資)

	年初至今	三個月	一年	三年	五年	十年	自成立至今
A (每年派息) 美元	-15.36	-22.19	-10.94	-10.44	-23.93	35.25	153.29
摩根士丹利所有國家世界指數	-13.20	-17.33	-5.54	3.45	-5.23	62.34	242.87

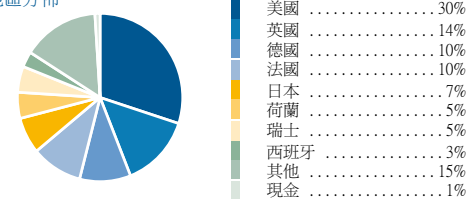
## A (每年派息) 美元 之年度表現 % (股息再投資)

2010	2009	2008	2007	2006
5.73	30.70	-45.67	9.16	26.08

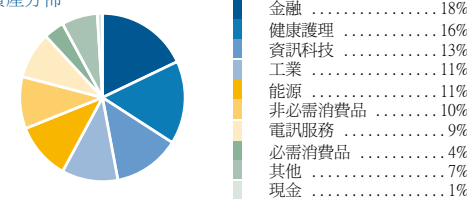
## 資產組合 (佔整體之百分比)<sup>1</sup>

股票	定息收入	現金	三年期年率化標準差	加權平均存續期	市盈率 (加權平均值)
98.95%	0.00%	1.05%	26.37	不適用	10.39

## 地區分佈<sup>1</sup>



## 資產分佈<sup>1</sup>



資料來源: 富蘭克林鄧普頓投資及標準普爾投資服務, 以基金貨幣及資產淨值計算, 已考慮股息再投資及資本增長及損失。上述表現為 A (每年派息) 美元之表現。

## 五大投資項目 (2011 年 9 月 30 日)

投資項目	國家	行業	%
ROCHE HOLDING AG	瑞士	藥業及生物科技	2.05
ING GROEP NV	荷蘭	多元化金融	1.98
CISCO SYSTEMS INC	美國	科技硬件及器材	1.96
TOYOTA MOTOR CORP	日本	汽車及零件	1.83
MICROSOFT CORP	美國	軟件及服務	1.80

要素取更多資訊, 歡迎瀏覽: [www.franklintempleton.com.hk](http://www.franklintempleton.com.hk)

1. 因調整至最接近的整數, 投資分佈之總和或不等於 100%。2. © 2011 Morningstar, Inc. 版權所有。本資料為 (1) Morningstar Inc. 及其資料提供者特許持有; (2) 非經許可, 有關資料不得複印、複製、轉載或分發; (3) Morningstar Inc. 及其資料提供者對資料的可靠性、完整性、時效性、或準確性不作任何表示或保證, 對任何人士因此等資料之錯誤、錯述、遺漏或加以依賴而蒙受任何損失或損害, 彼等概不負責或承擔法律責任。3. © 2011 標準普爾 (麥格勞·希爾公司旗下的子公司) 版權所有。標準普爾及其附屬公司 ("S&P") 為麥格勞·希爾公司旗下的子公司。

Copyright 2011 © 富蘭克林鄧普頓投資。版權所有。本報告之發行人為富蘭克林鄧普頓投資 (亞洲) 有限公司。本報告不構成投資基金單位之邀請或建議。認購基金股份時只可以使用附有基金說明書 / 基金認購章程的申請表格。投資帶有風險, 基金價格可升或跌, 過往業績亦不代表將來的表現。投資收益是以基金貨幣計算。投資者投資於非當地貨幣之基金時, 應注意匯率可引致投資項目的價值或升或跌, 導致本金的損失。投資前, 投資者應仔細閱讀基金說明書 / 基金認購章程 (包括「風險考慮」部份) 中與該基金相關的投資風險。

本報告可能只限於在若干司法權區內派發。在任何不准分發有關資料或作出任何邀請或建議之司法權區內, 或向任何人士分派有關報告或作出邀請或建議即屬違法之情況下, 本報告並不構成該等分派或邀請或建議。本報告並未為香港證監會所審閱。